


1 Download Apps

1. View our Digital Collections App grid in this brochure to see the digital collection apps that are compatible with your device. 
2. Tap the **App Store** icon on your device. 
3. In the search box, type in the name of the app.
4. To download the app, press **Get** next to the icon and the press **Install**.
5. After the app has finished installing, press **Open** or tap the icon on your home screen to begin use.

 You also can download and stream content online from your browser at www.brookfieldlibrary.info/downloads.

2 Sign-in Basics

When accessing digital content from home, you may be prompted to enter your Library card number and PIN number (SWAN PIN).

Your default PIN is the last four digits of your primary phone number.
Need help determining your pin?
Please ask at any Library service desk.

3 Using Digital Collection Apps

After downloading your desired app(s), follow the steps listed in this brochure for each app to sign in and get started.




Need Additional Help?

These instructions and additional help are available online at www.brookfieldlibrary.info/apps or contact the Library with questions.




Phone: 708-485-6917
Text: 708-248-3692

Email: reference@brookfieldlibrary.info





Hoopla

1. Create an account by selecting **Don't have an account? Sign up.**
2. Choose the **Brookfield Public Library** or type the library name in the search box if not listed.
3. Enter your email, create a password, enter your library card number, and press **Sign Up**.

-  Remember the email and password you created for the account to sign in next time.
4. Once you have read the borrowing info, press **dismiss** in the top right.
5. To search, press the **search icon** in the bottom right. To check out an item, tap its picture and press **Borrow**.

6. After the item has been borrowed, press **Play** or **Read**.

BiblioBoard

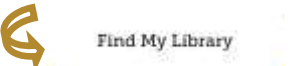
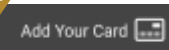





1. A request to access the device's location will appear, select **ALLOW** or **DON'T ALLOW**, based on your preference.
2. To create a profile to unlock all the app features, press **Don't have a profile? Create Yours Now!** in the bottom middle.

3. a) If the Brookfield Public Library appears, tap **YES**, and skip to Step 5. 
b) If the Brookfield Public Library does not appear, tap **No, I'll choose my library** and continue to Step 4.
4. Select the Brookfield Public Library from the dropdown, enter your library card number and PIN, and tap **SUBMIT**.
5. Enter your email address (optional) and create a user name and password. Press **CREATE PROFILE**.
6. To search, press the **search icon** in the top right, type your search in the box, and press **SEARCH**. 
7. To read or view an item or explore a collection or anthology, tap on the item and press **READ THIS, VIEW THIS, or EXPLORE**.

READ THIS VIEW THIS EXPLORE

8. To download, tap the item and press **Offline Bookshelf**. Then press **ADD**.
 
9. To view downloaded items, tap the **menu icon** in the top left and select **Offline Bookshelf**.
 

My Media Mail (Libby app)

The MyMedia Mail app is named "Libby, by OverDrive."

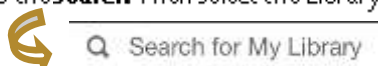




1. Press **Hi**. Then scroll to the bottom of the page and press **Find My Library**.

2. a) If the Brookfield Public Library appears on your screen, press **Yes** and skip to Step 4.
b) If a different library appears, press **No...** Then press **No, I'll Search For A Library** and continue to Step 3.
c) If no library appears, press **Skip** and continue to Step 3.
3. Type **60513** in the search box. Select **My Media Mail**.
4. Press **Add Your Card** in the middle right. Select **Brookfield Public Library** from the drop-down, enter your library card number and PIN, and press **SIGN IN**.
 
5. Search for items using the **search icon** in the top left. Press **MORE** for advanced search options. 
6. To borrow a title, tap the cover image and press **14 days** to customize the loan period. Then press **Borrow**. If an item is not available to borrow, select **Place a hold**. 
7. After borrowing or putting a hold on a title, press **Shelf** in the bottom to view checkouts (available loans will download automatically) and holds, or press **Library** to return to the collection.
 

Freegal





1. Type **60513** in the search box, press **GO**, and select **Brookfield Public Library** from the list.
2. Enter your library card number and PIN. Then press **LOGIN**. Press **agree** and then **OK**.
3. Press the **search icon** in the top right and type in the name of a song, artist, or album. 
4. Tap the song or album you want to hear and press the **play** button to begin streaming. Press the **download icon** to download the song to your device. 



eRead Illinois (axis 360 app)

The eRead Illinois app is named "axis360."

1. Swipe through the slideshow and press **Get Started** at the bottom of the last slide.
2. Type **Brookfield Public Library** in the box and press the **search**. Then select the Library.

3. Type in your library card number and press **Login**.
4. To search, tap the **search icon** in the top right. 
5. To borrow a title, tap the book cover image and then press **Checkout**. If an item is not available, you can press **Place On Hold**.
 
6. To view your checkouts, tap the **My Stuff icon** on the bottom of the screen. 
7. To view your borrowed item, click its picture and then tap **Read Now**.

RBdigital Magazines

1. To create an account, open a browser and go to www.rbdigital.com/brookfieldil
2. Press **Create New Account** in the top right. Enter your library card number, name, and email, and create a password.
3. Next, open the RBdigital app. Press the **red arrow** below **CHOOSE COUNTRY** and select **USA**.

4. Depending on your preference, choose **Allow** or **Don't Allow** for RBdigital notifications.
5. Enter the email address you used to sign up and press **NEXT**. Enter your password and press **NEXT**.

6. To explore the Library's entire collection, press the **menu icon** in the top left and choose **MAGAZINES**. 
7. To search for items, press the **search icon** and then select **MAGAZINES**. Type the title of the magazine in the **Name bar** and press **SEARCH**. 

8. To borrow a title, press **CHECKOUT** and to read, press **READ**.
 

WHICH DIGITAL COLLECTION APPS ARE COMPATIBLE WITH YOUR DEVICE?

DIGITAL COLLECTION APPS

MEDIA TYPE	APP NAME	AVAILABLE CONTENT	CHECKOUT LIMITS	LENDING PERIOD	APP AVAILABILITY	SPECIAL FEATURES
Ebooks, audiobooks, videos, and other media	JPL liblibboard	Hundreds of ebooks, images, articles, documents, videos, and audio files	Unlimited	No expiration	Apps for iOS, Android, Kindle Fire, and PC/Mac	Instant access; download materials to use offline; collection updates every three months
Ebooks and audiobooks	axis360 eRead liblook (axis360 app)	More than 28,000 fiction and nonfiction titles	5 items (and 5 holds) at a time	21 days	Apps for iOS, Android, Kindle Fire (HD/HDX, 3rd generation+ and all models 8th generation+), Chromebook, and PC/Mac	*Available now* and *recently returned* searching options
Music	freegal	More than 11 million songs (including Sony music labels' entire music catalog)	3 song downloads per week and 3 hours of commercial-free streaming per day	No expiration	Apps for iOS, Android, Kindle Fire, and PC/Mac	Downloaded content is yours to keep; instant access
Ebooks, audiobooks, comic books, movies, TV shows, and music	hoopla	More than 280,000 albums, 149,000 ebooks, 38,000 audiobooks, 12,000 movies, 8,000 comic books, and 16,000 TV episodes	5 items per month	Ebooks, audiobooks, and comics: 21 days Movies and TV shows: 3 days Music: 7 days	Apps for iOS, Android, Kindle Fire (HD/HDX, 3rd generation+), Chromecast, and PC/Mac	Temporarily download content for offline use; instant access
Ebooks, audiobooks, movies, and TV shows	My Media Mall (libby app)	More than 34,000 fiction and nonfiction books, 15,000 audiobooks, and 100 kid-appropriate TV shows and movies	5 items (and 7 holds) at a time	3 to 21 days (you choose)	Apps for iOS, Android, and Windows 10+ (OverDrive app available on Kindle HD/HDX and additional devices)	Special reading collections for kids and teens
Magazines	rb digital libdigital	More than 50 titles	Unlimited	No expiration	Apps for iOS, Android, Kindle Fire (HD/HDX), and PC/Mac	Downloaded content is yours to keep; no limits; instant access

Learn more at www.brookfieldlibrary.info/apps.

DIGITAL COLLECTIONS @ YOUR LIBRARY



Accessible with your Brookfield Public Library card, these apps connect to our digital downloads and streams. Apps are available for download through the app store on your device.

Need one-on-one help?

Book-a-Librarian and get professional assistance. This service allows Brookfield Public Library members to work one-on-one with a professional librarian. Schedule your appointment today by contacting the Information Desk at 708-485-6917, ext. 130. This is a free service available to Brookfield residents. Appointments can be scheduled for thirty minutes or one hour.

3609 Grand Boulevard
Brookfield, IL 60513

Phone: 708-485-6917
Text: 708-248-3692

reference@brookfieldlibrary.info
www.brookfieldlibrary.info

IPHONE & IPAD APP DOWNLOAD INSTRUCTIONS



DIGITAL COLLECTION APPLICATIONS



www.brookfieldlibrary.info
708-485-6917